



# AP Memory Technology Corporation 2022 Q3 Investor Conference

2022 Nov 1st

# Disclaimer

---

The forward-looking statements contained in the presentation are subject to risks and uncertainties and actual results may differ materially from those expressed or implied in these forward-looking statements.

AP Memory makes no representation or warranty as to the accuracy or completeness of these forward-looking statements and nor does AP Memory undertake any obligation to update any forward-looking statements, whether as a result of new information or future events.

# Agenda

---

1 2022 Q3 Financial Highlight

2 Business Overview

3 Future Outlook

4 Q&A



01

---

# 2022 Q3 Financial Highlight

# Consolidated Income Statement

(in NT\$K)	3Q22	2Q22	3Q21	QoQ	YoY
Net Revenue	1,186,304 100%	1,538,648 100%	2,019,004 100%	(23%)	(41%)
Gross Margin	517,216 44%	630,222 41%	939,142 47%	(18%)	(45%)
Operating Expenses	(190,672) (16%)	(172,483) (11%)	(185,136) (9%)	11%	3%
Operating Margin	326,544 28%	457,739 30%	754,006 38%	(29%)	(57%)
Non-Operating Income	539,506 45%	290,246 19%	87,160 4%	86%	519%
Profit before income tax	866,050 73%	747,985 49%	841,166 42%	16%	3%
Income tax expense	(168,062) (14%)	(125,847) (9%)	(165,253) (8%)	34%	2%
Net income	697,988 59%	622,138 40%	675,913 34%	12%	3%
Basic Earnings per share(NT\$)	\$4.32	\$3.85	\$4.56*		

\* Retroactively adjusted for the effect of the stock split.

# Consolidated Balance Sheet

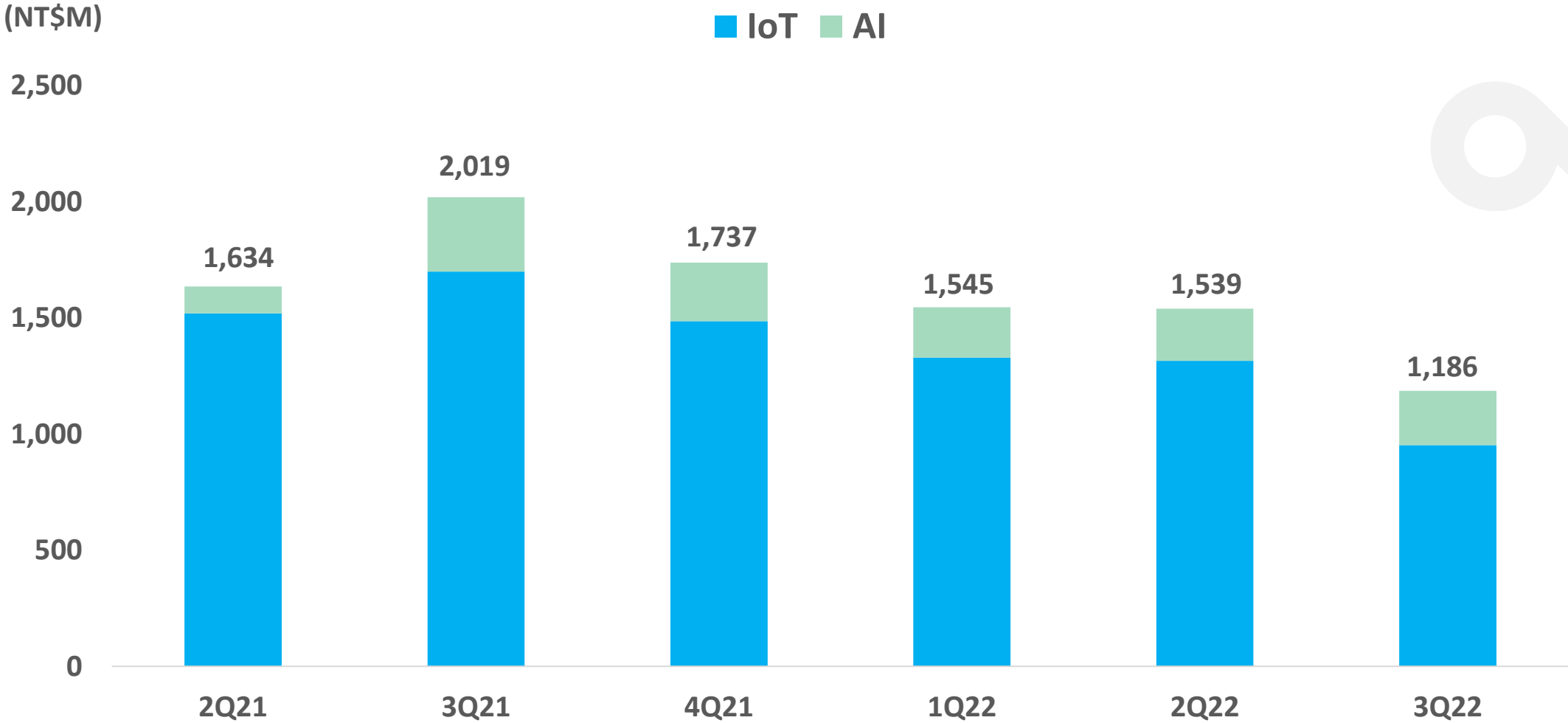
(in NT\$K)	2022.9.30		2022.6.30		2021.12.31	
	AMT	%	AMT	%	AMT	%
Cash and Cash Equivalents	7,694,958	66%	7,998,780	64%	2,517,447	40%
Account Receivables	988,992	8%	997,972	8%	854,080	14%
Inventories	1,670,161	14%	2,127,025	17%	1,696,621	27%
Total Assets	11,734,077	100%	12,473,075	100%	6,278,643	100%
Liabilities	840,870	7%	2,287,929	18%	1,483,688	24%
Shareholders' Equity	10,893,207	93%	10,185,146	82%	4,794,955	76%
Net Worth Per Share(NT\$)	67.5		63.1		32.2	

02

---

# Business Overview

# Quarterly Revenue Trend





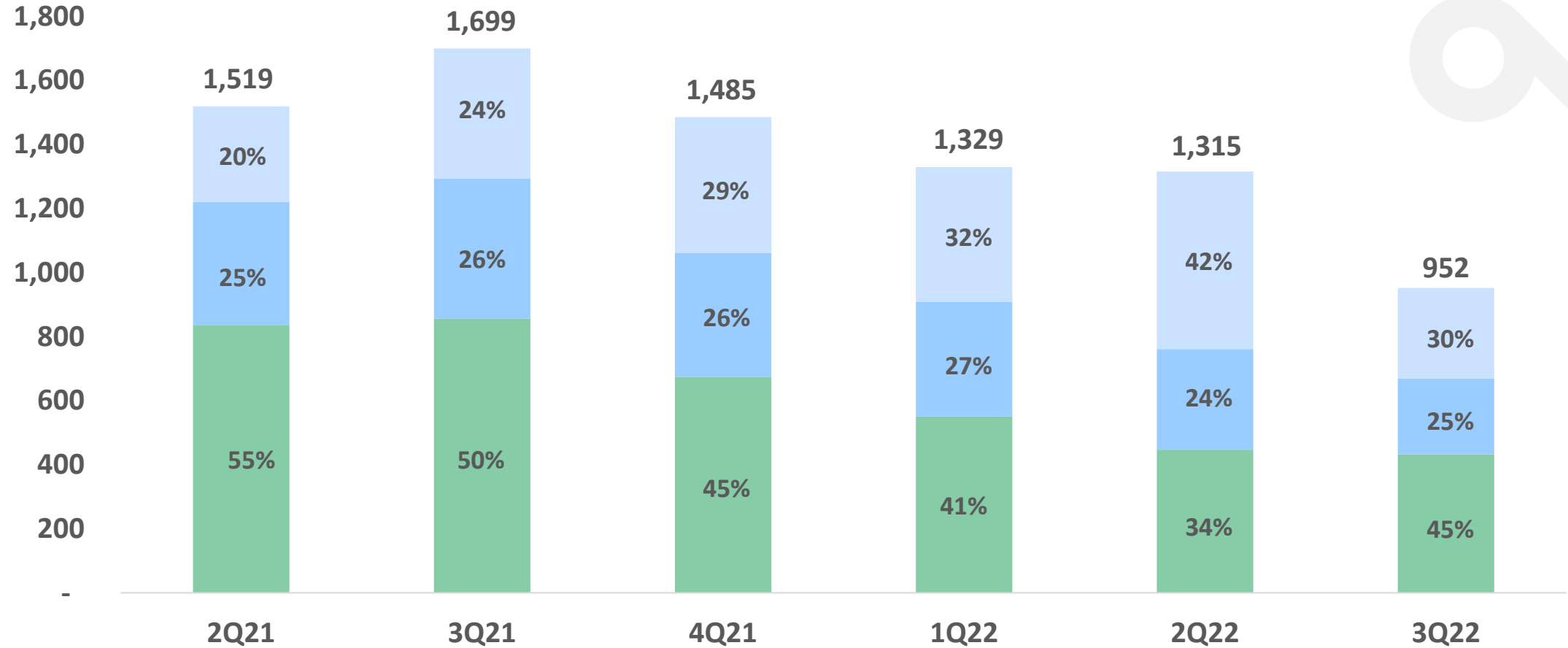
# IoT BU Revenue by category

(NT\$M)

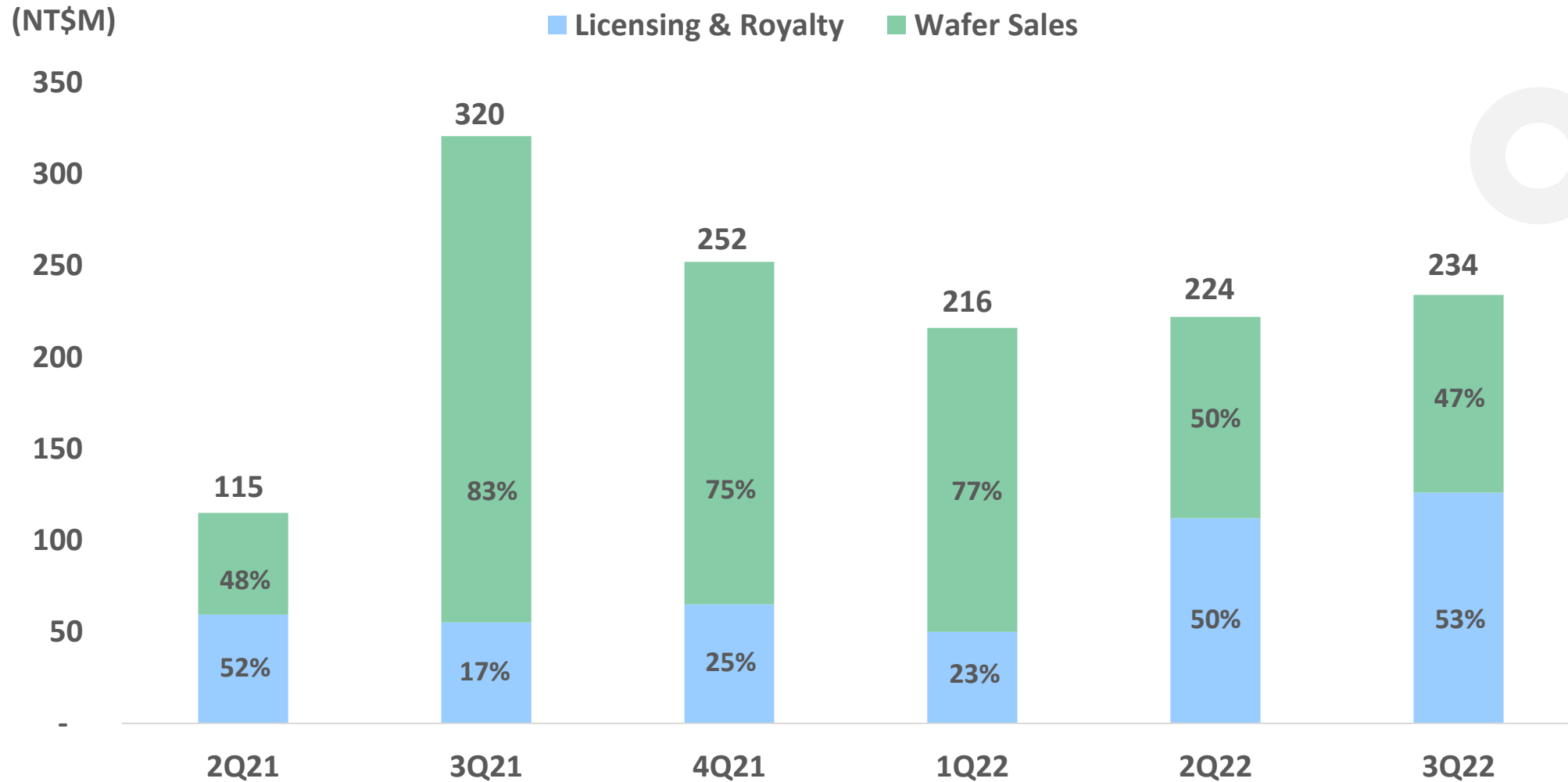
■ Connectivity

■ Wearable

■ Video/Audio/Others



# AI BU Revenue by category

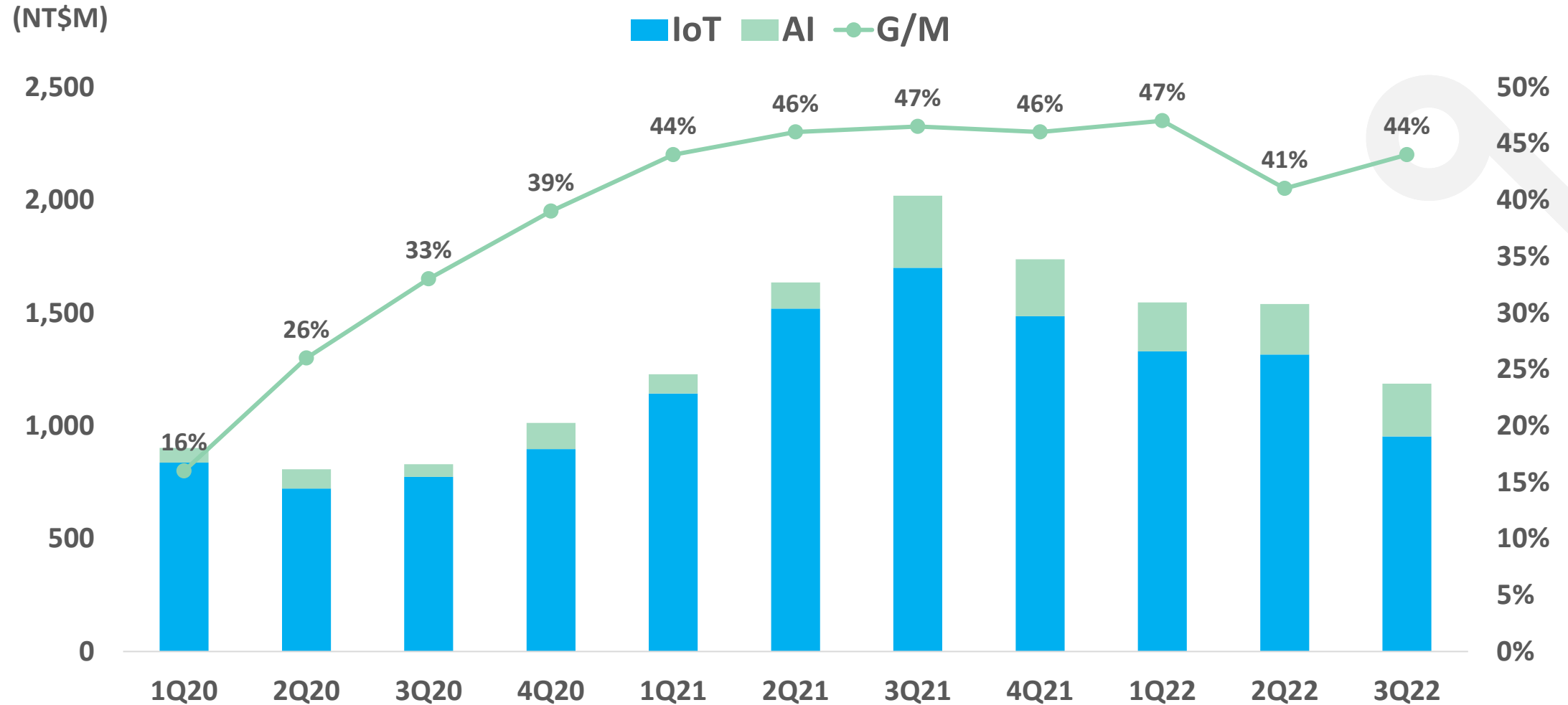


03

---

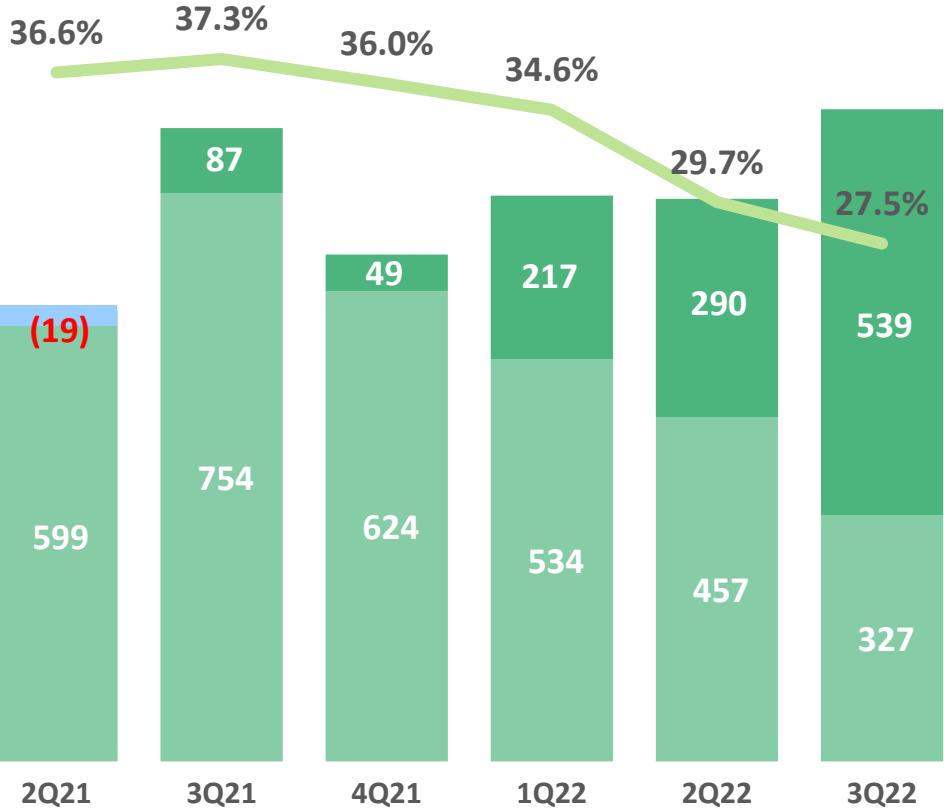
# Future Outlook

# Revenue & Gross Margin %



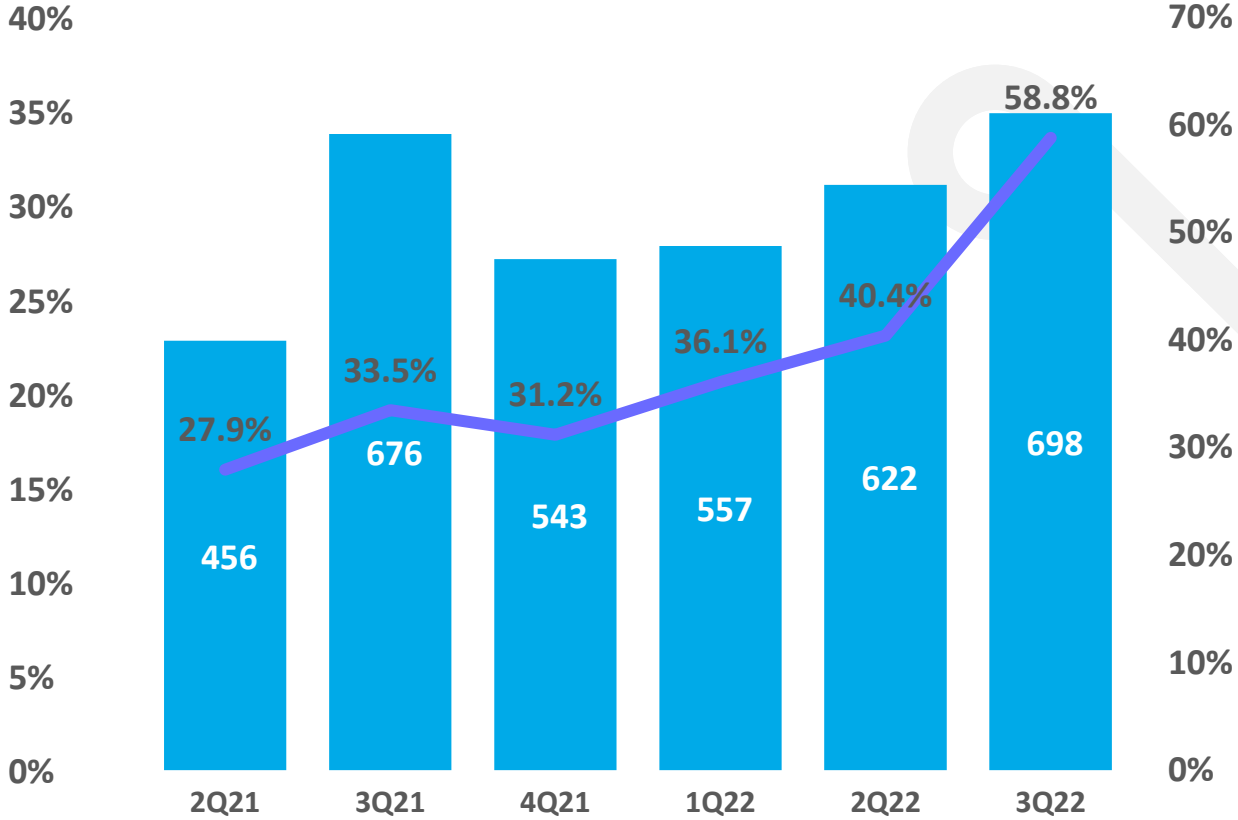
# Operating Profit & Net Income

(NT\$M)



- Non Operating Income and Expense
- Operating Profit
- %Operating Margin

(NT\$M)



- Net Income
- %Net Margin

# Future Outlook

## IoT

### Mid-Term

- Difficult environment
- Design-in activities healthy

### Long-Term

- Growth to resume next year
- Long-term growth prospects unchanged

## AI

- Mining market more competitive and faster replacement cycle after ETH POW-POS change
- HPC: multiple POC projects ongoing

- VHM™ (Very High-bandwidth Memory) interest is high from major players
- Expect mainstream adoption

# Q&A

---

IR mail : [ir@apmemory.com](mailto:ir@apmemory.com)

IR Tel : +886-3-5601651

